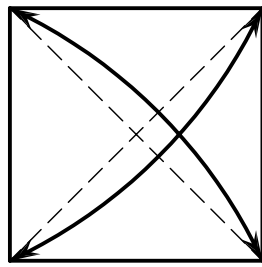


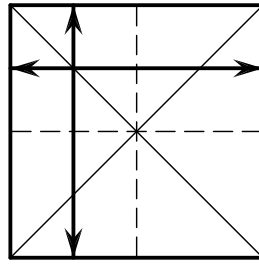
Traditioneller Stern

Diagramm
©Janina Weinand, 2006

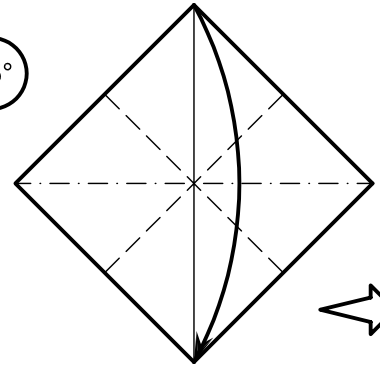
Farbe oben



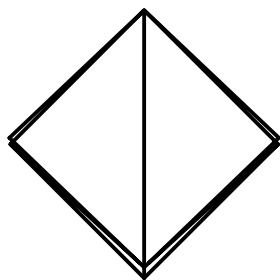
1



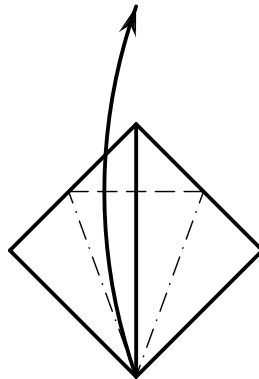
2



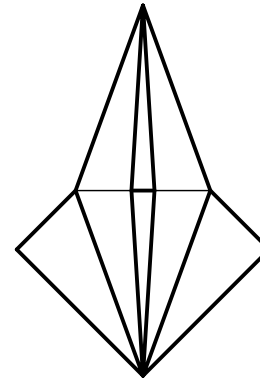
3



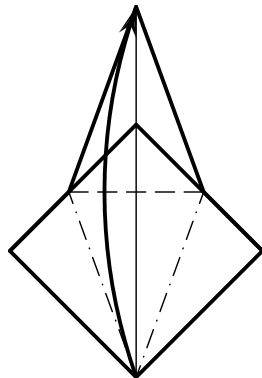
4



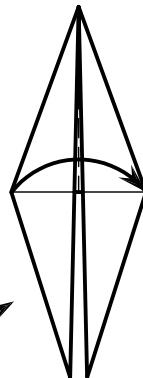
5



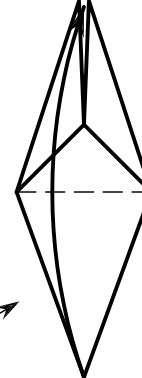
6




7



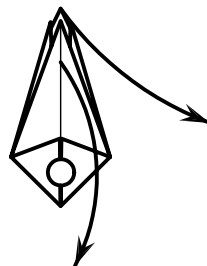
8



9



10



11

Das Modell in die Hand nehmen und auf die vier Spitzen schauen. Nun mit den Zeigefingern auf die untere Spitze drücken, dann mit den Daumen die Flügelchen auseinanderziehen, es zeigt sich der Stern!

